












CAMERA



SEZ	ISCRITTI				VOTANTI				OK	CASINI	Sinistra Arcobaleno	Sinistra Critica	POPOLO DELLA LIBERTA'	BERLUSCONI PRESIDENTE			
	TOTALE	MASCHI %	FEMMINE %	%	TOTALE	MASCHI %	FEMMINE %	%									
1	1014	466	45,96%	548	54,04%	791	78,01%	373	80,04%	418	76,28%	OK	53	18	2	4	404
2	664	316	47,59%	348	52,41%	536	80,72%	263	83,23%	273	78,45%	OK	54	35	2	4	221
3	846	384	45,39%	462	54,61%	722	85,34%	333	86,72%	389	84,20%	OK	46	37	2	7	392
4	972	481	49,49%	491	50,51%	786	80,86%	402	83,58%	384	78,21%	OK	59	14	3	2	452
5	840	415	49,40%	425	50,60%	671	79,88%	342	82,41%	329	77,41%	OK	54	21	3	5	356
6	858	430	50,12%	428	49,88%	713	83,10%	366	85,12%	347	81,07%	OK	47	10	2	2	431
7	914	436	47,70%	478	52,30%	768	84,03%	374	85,78%	394	82,43%	OK	95	33	3	4	318
8	898	430	47,88%	468	52,12%	739	82,29%	366	85,12%	373	79,70%	OK	39	9	6	7	372
9	921	456	49,51%	465	50,49%	746	81,00%	382	83,77%	364	78,28%	OK	28	13	4	4	384
10	1072	520	48,51%	552	51,49%	842	78,54%	414	79,62%	428	77,54%	OK	29	7	3	0	380
11	679	322	47,42%	357	52,58%	530	78,06%	268	83,23%	262	73,39%	OK	41	11	0	5	224
12	946	483	51,06%	463	48,94%	748	79,07%	396	81,99%	352	76,03%	OK	42	33	4	6	386
13	72	39	54,17%	33	45,83%	70	97,22%	38	97,44%	32	96,97%	OK	6	0	1	0	25
14	646	312	48,30%	334	51,70%	523	80,96%	262	83,97%	261	78,14%	OK	45	12	2	4	270
15	813	388	47,72%	425	52,28%	694	85,36%	331	85,31%	363	85,41%	OK	43	19	4	3	325
16	907	423	46,64%	484	53,36%	718	79,16%	336	79,43%	382	78,93%	OK	42	19	1	1	385
17	896	412	45,98%	484	54,02%	733	81,81%	342	83,01%	391	80,79%	OK	50	22	2	7	377
18	989	467	47,22%	522	52,78%	812	82,10%	396	84,80%	416	79,69%	-1	62	22	3	6	434
19	989	450	45,50%	539	54,50%	790	79,88%	363	80,67%	427	79,22%	OK	50	27	5	6	343
20	1117	528	47,27%	589	52,73%	923	82,63%	445	84,28%	478	81,15%	OK	77	23	2	6	436
21	875	429	49,03%	446	50,97%	728	83,20%	363	84,62%	365	81,84%	OK	35	22	1	2	389
22	920	451	49,02%	469	50,98%	773	84,02%	386	85,59%	387	82,52%	OK	38	19	3	5	398
23	997	505	50,65%	492	49,35%	850	85,26%	435	86,14%	415	84,35%	OK	77	18	1	7	391
24	838	390	46,54%	448	53,46%	705	84,13%	334	85,64%	371	82,81%	OK	72	9	0	5	380
25	1086	511	47,05%	575	52,95%	836	76,98%	433	84,74%	403	70,09%	OK	52	44	10	6	379
	21769	10444	48,20%	11325	51,80%	17747	82,14%	8743	84,25%	9004	0,802		1236	497	69	108	8852
													6,96%	2,80%	0,39%	0,61%	49,88%

SEZ												NUL	BIA
1	0	11	1	0	1	26	0	3	2	208	27	21	10
2	1	5	2	2	0	10	2	2	3	158	6	25	4
3	6	16	5	2	1	15	0	1	3	160	10	14	5
4	1	10	5	1	0	15	0	1	1	173	17	23	9
5	0	14	4	5	2	10	0	1	0	136	18	33	9
6	2	11	2	1	4	26	0	1	1	132	11	22	8
7	0	11	6	1	0	14	1	2	3	248	11	11	7
8	1	99	2	1	1	19	1	0	3	144	9	23	3
9	1	102	4	1	1	20	0	0	1	141	12	21	9
10	8	122	1	1	1	28	4	1	4	186	10	41	16
11	0	61	1	1	2	9	4	0	1	115	20	30	5
12	2	9	9	0	1	13	3	0	0	183	14	30	13
13	0	4	1	2	0	3	1	0	0	23	2	2	0
14	0	9	3	1	1	10	0	1	1	128	12	20	4
15	2	8	5	0	3	26	0	2	1	208	25	13	7
16	3	17	5	0	3	30	2	3	1	163	16	18	9
17	4	10	4	1	0	19	0	4	4	167	27	29	6
18	4	6	7	5	3	21	1	1	1	182	15	33	7
19	2	18	1	2	0	24	1	2	2	245	32	23	7
20	0	16	0	3	2	21	3	0	1	264	36	27	6
21	4	15	3	0	2	24	1	0	1	184	16	24	5
22	0	22	3	2	0	11	2	0	1	221	12	26	10
23	0	39	5	0	2	17	2	1	4	228	24	26	8
24	2	13	5	1	1	12	0	1	1	158	22	16	7
25	1	23	3	0	4	12	3	2	3	241	16	28	9
	44	671	87	33	35	435	31	29	43	4396	420	579	183
	0,25%	3,78%	0,49%	0,19%	0,20%	2,45%	0,17%	0,16%	0,24%	24,77%	2,37%	3,26%	1,03%